











































































































































































systema ventriculare

PARTONOMY LIST

| FMA | TA | UID | Short official Latin term | Short French equivalent |
|------------------------|---|------|--|---|
| 242787 | | 8276 | systema ventriculare  | système ventriculaire  |
| 75351 |  | 5789 | foramen interventriculare (par)  | foramen interventriculaire (paire)  |
| 78448 |  | 6108 | ventriculus lateralis (par)  | ventricule latéral (paire)  |
| 74520 |  | 6109 | cornu frontale (par)  ; cornu anterius (par)  | corne frontale (paire)  ; corne antérieure (paire)  |
| 75351 |  | 5789 | foramen interventriculare   | foramen interventriculaire   |
| 83703 |  | 6110 | pars centralis (par)  ; corpus (par)  | partie centrale (paire)  ; corps (paire)  |
| 74592 |  | 6113 | taenia choroidea ventriculi lateralis (par)  | ténia choroïdienne du ventricule latéral (paire)  |
| 74512 |  | 6114 | fissura choroidea (par)  | fissure choroïdienne (paire)  |
| 83711 |  | 5130 | plexus choroideus ventriculi lateralis   | plexus choroïdien du ventricule latéral   |
| 83713 |  | 6116 | trigonum collaterale (par)  | trigone collatéral (paire)  |
| 83704 |  | 6117 | atrium (par)  | atrium (paire)  |
| 83706 |  | 6118 | eminentia collateralis (par)  | éminence collatérale (paire)  |
| |  | 5131 | glomus choroideum   | glomus choroïdien   |
| 83699 |  | 6120 | bulbus cornus occipitalis (par)  | bulbe de la corne occipitale (paire)  |
| 83707 |  | 6121 | calcar avis (par) | calcar avis (paire) |
| 83700 |  | 6122 | cornu occipitale (par)  ; cornu posterius (par)  | corne occipitale (paire)  ; corne postérieure (paire)  |
| 83701 |  | 6123 | cornu temporale (par)  ; cornu inferius (par)  | corne temporale (paire)  ; corne inférieure (paire)  |
| 78454 |  | 5788 | ventriculus tertius  | troisième ventricule |
| 75351 |  | 5789 | foramen interventriculare   | foramen interventriculaire   |
| 75260 |  | 5790 | organum subformicale  | organe sousfornical  |
| 78461 |  | 5773 | taenia thalami (par)  | ténia du thalamus (paire)  |
| 78464 | | 9097 | velum interpositum  | velum interpositum |
| 78463 |  | 5128 | tela choroidea ventriculi tertii   | toile choroïdienne du troisième ventricule   |
| 78462 |  | 5129 | plexus choroideus ventriculi tertii   | plexus choroïdien du troisième ventricule   |
| 78457 |  | 5791 | recessus suprapinealis  | récessus suprapinéal  |
| 62048 |  | 5792 | commissura habenulae   | commissure habénuulaire   |
| 78458 |  | 5793 | recessus pinealis  | récessus pinéal  |
| 62072 |  | 5794 | commissura posterior   | commissure postérieure   |
| 72414 |  | 5811 | organum subcommissurale  | organe souscommissural  |
| 78468 |  | 5668 | apertura aqueductus mesencephali  ; apertura aqueductus cerebri | ouverture de l'aqueduc du mésencéphale  |
| 78456 |  | 5795 | recessus infundibularis   ; recessus infundibuli  | récessus infundibulaire  |
| 74634 |  | 5787 | eminentia mediana  | éminence médiane  |
| 78455 |  | 5796 | recessus supraopticus  | récessus supraoptique  |
| 61975 |  | 5797 | lamina terminalis  | lame terminale  |
| 62315 |  | 5949 | organum vasculosum laminae terminalis  | organe vasculaire du ERR1  |
| 78455 | | 9031 | recessus preopticus  | récessus préoptique  |
| 61968 |  | 5798 | columna fornix   | colonne du fornix   |
| 61961 |  | 5799 | commissura anterior   | commissure antérieure   |
| 78465 |  | 5800 | sulcus hypothalamicus  | sillon hypothalamique  |
| 74869 |  | 5771 | adhesio interthalamica  | adhérence interthalamique  |
| 78469 |  | 5546 | ventriculus quartus  | quatrième ventricule  |
| 78439 |  | 5558 | tegmen ventriculi quarti  | toit du quatrième ventricule  |

| | | | | |
|-----------------------|---|------|--|---|
| 75015 |  | 5567 | apertura mediana ^U | ouverture médiane ^U |
| 78470 |  | 5562 | recessus lateralis ventriculi quarti (par) ^U | récessus latéral du quatrième ventricule (paire) ^U |
| 78473 |  | 5563 | apertura lateralis (par) ^U | ouverture latérale (paire) ^U |
| 78492 |  | 5127 | plexus choroideus ventriculi quarti ^U  | plexus choroïdien du quatrième ventricule ^U  |
| 78493 |  | 5126 | tela choroidea ventriculi quarti ^U  | toile choroïdienne du quatrième ventricule ^U  |
| 72261 |  | 5566 | velum medullare inferius ^U | voile médullaire inférieur ^U |
| 78477 |  | 5559 | fastigium ^U | fastigium ^U |
| 74508 |  | 5564 | velum medullare superius ^U | voile médullaire supérieur ^U |
| 84830 |  | 5565 | frenulum ^U | frein ^U |
| 78486 |  | 5547 | fossa rhomboidea ^U | fosse rhomboïde ^U |
| 78485 |  | 5548 | sulcus medianus ^U | sillon médian ^U |
| 78496 |  | 5569 | sulcus limitans (par) ^U | sillon limitant (paire) ^U |
| 78481 |  | 5570 | fovea superior (par) ^U | fosse supérieure (paire) ^U |
| 78482 |  | 5571 | fovea inferior (par) ^U | fosse inférieure (paire) ^U |
| 78483 |  | 5556 | funiculus separans (par) ^U | funiculus separans (paire) |
| |  | 5557 | taenia cinerea (par) ^U | taenia cinerea (paire) |
| 78445 |  | 5554 | trigonum nervi vagi (par) ^U ; trigonum vagale (par) ^U | trigone du nerf vague (paire) ^U ; trigone vagal (paire) ^U |
| 78489 |  | 5553 | trigonum nervi hypoglossi (par) ^U ; trigonum hypoglossum (par) ^U | trigone du nerf hypoglosse (paire) ^U ; trigone hypoglosse (paire) ^U |
| 78484 |  | 5552 | striae medullares ventriculi quarti (par) ^U | stries médullaires du quatrième ventricule (paire) ^U |
| 78478 |  | 5555 | area vestibularis (par) ^U | aire vestibulaire (paire) ^U |
| 74488 | | 8277 | tuberculum acusticum (par) ^U | tubercule acoustique (paire) ^U |
| 78480 |  | 5550 | colliculus facialis (par) ^U | colliculus facial (paire) ^U |
| 78479 |  | 5549 | eminentia medialis (par) ^U | éminence médiale (paire) ^U |
| 72478 |  | 5551 | locus caeruleus (par) ^U | locus céruléus (paire) ^U |
| 78467 |  | 5667 | aqueductus mesencephali ^U ; aqueductus cerebri ^U | aqueduc du mésencéphale ^U ; aqueduc cérébral ^U |
| 78498 |  | 5143 | ventriculus terminalis ^U | ventricule terminal ^U |
| | | | 68 lines | |